

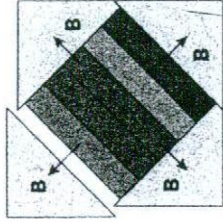


1. Arrange 5 assorted $1\frac{1}{2}'' \times 6\frac{1}{2}''$ strips in a pleasing visual order. With right sides together and long raw edges aligned, sew the strips together. Press. Square up the units to measure $5\frac{1}{2}'' \times 5\frac{1}{2}''$.



Make 35.

2. Sew assorted half-square triangles to opposite sides of each unit from Step 1. Press. Sew assorted half-square triangles to the remaining sides. Press. Square up the blocks to measure $7\frac{1}{2}''$, taking care to leave a $\frac{1}{4}''$ seam allowance all around.



To make block use Kona Snow
~~B:~~
 4 1/2" block cut diagonally to
 make 1/2 square triangles - 2
 Squares Per block

